


ELIQG 2010 Quilt Show Works in Progress Room

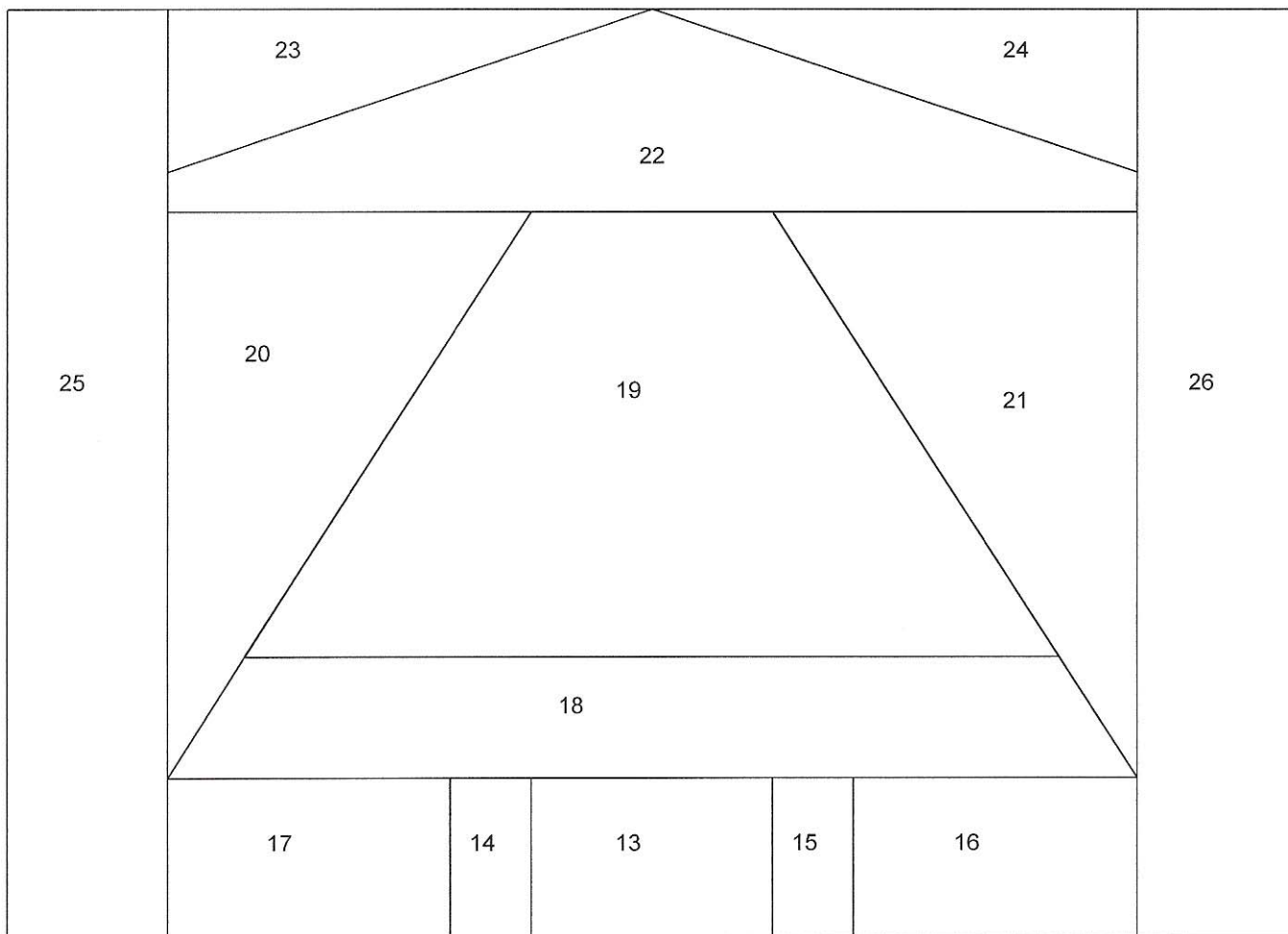
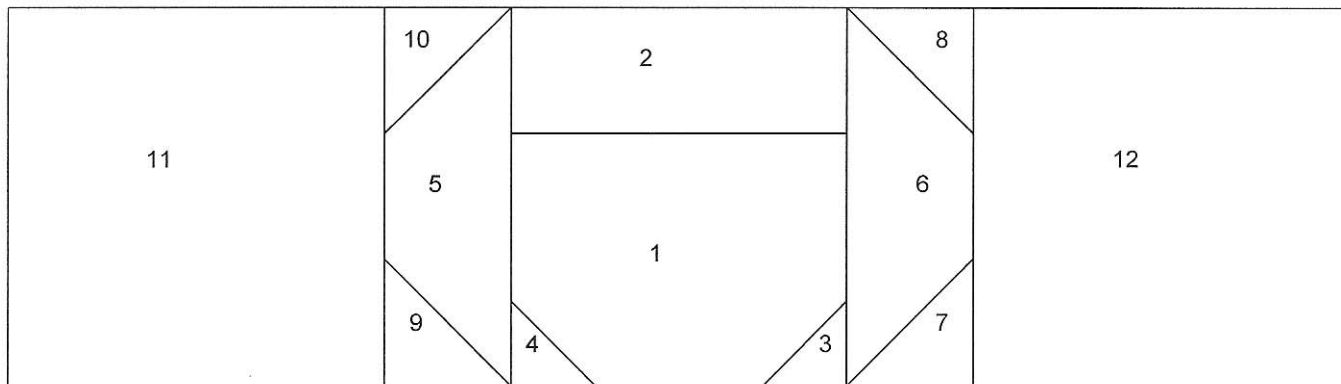
- This year the WIP room will again be a mini-sewing-bee. Please sign up to help in the WIP room during the show and bring your sewing items to work on. This is a fun, relaxing room to stop for a few hours to sew during the show and meet new friends.
- We will again be showing the Comfort Quilt challenge quilts in the WIP room this year.
- In addition if you have any UFO's from this years' professional and members-teaching-members workshops, please let us borrow them for an exhibit on guild workshops and activities (make sure your name is on the back). Turn these items in to Marie Deuel at the May meeting, or at quilt turn-in on June 1st At SCCC.



This block and the attached 7" paper piecing pattern reproduced from the book "300 Paper-Pieced Quilt Blocks" by Carol Doak, with permission from Martingale & Company, for limited project use by ELIQG for 2010 Quilt Show Works In Progress Room.

Fun activity: Make a mini-me!

- Just for fun!
- Make a 7" paper pieced square of yourself!
- See attached for block #73 from the book "300 Paper-Pieced Quilt Blocks" by Carol Doak.
- Dress her up and embellish her, dressed up as you in your profession, favorite hobby or sport...
- And don't forget the accessories!
- Finish your blocks with the sew and flip method for a finished look.
- Feel free to quilt them also!
- We will display these blocks in the WIP room around the guild UFO exhibit.
- For more info or questions contact member Marie Deuel



This block reproduced from the book "300 Paper-Pieced Quilt Blocks" by Carol Doak, with permission from Martingale & Company, for limited project use by ELIQG for 2010 Quilt Show Works In Progress Room.